

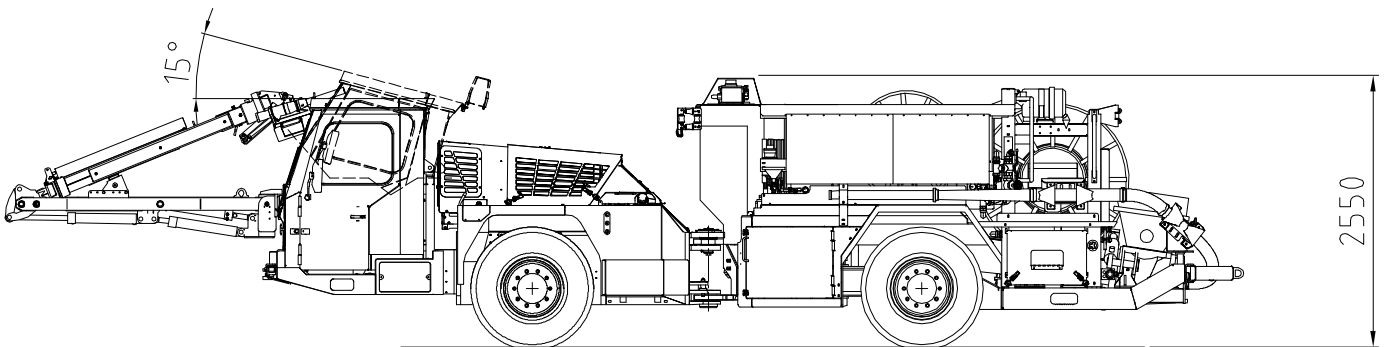
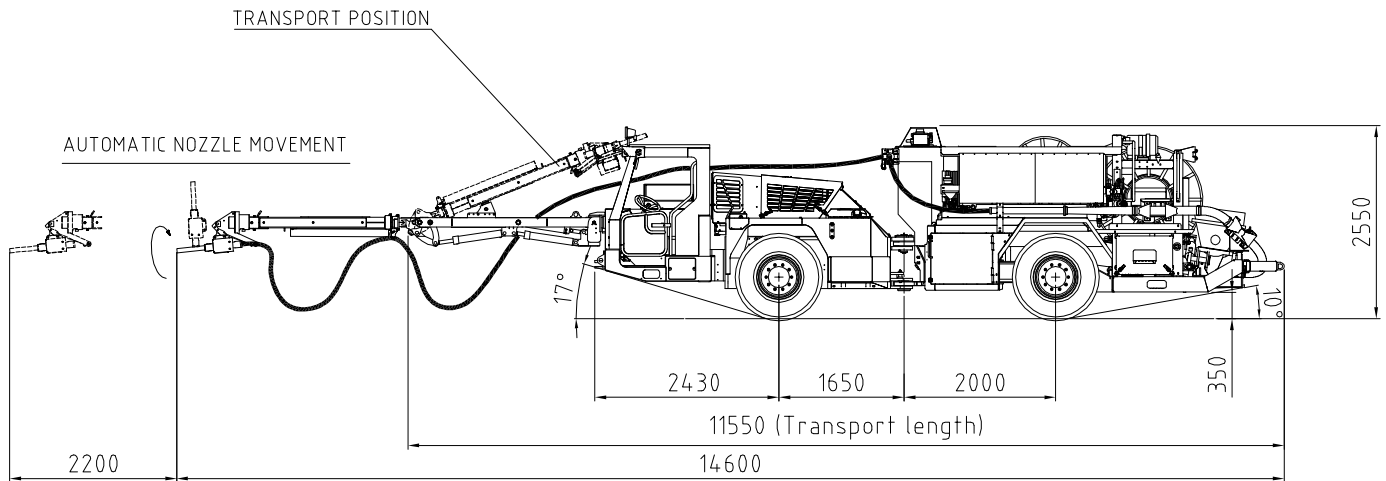
**normet**

Normet Oy  
Ahmolantie 6  
FI-74510 IISALMI, FINLAND  
Tel +358 (0) 17 83 241  
Fax +358 (0) 17 823 606  
info@normet.fi www.normet.fi

# Spraymec 1050 WPC

Electro-Hydraulic Shotcreter

TI 1800045  
DATE 03.07.2012  
PAGE 1 / 4



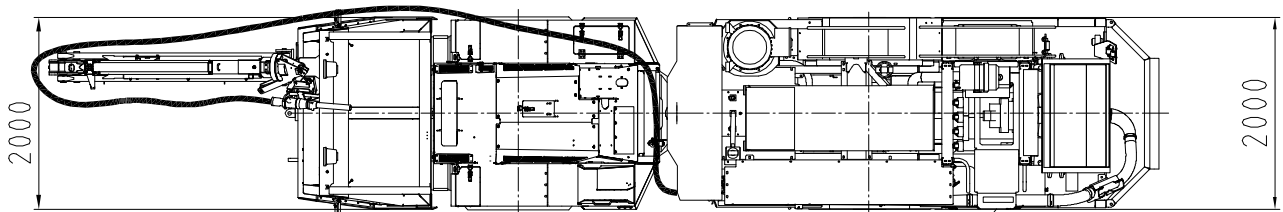
**normet**

Normet Oy  
Ahmolantie 6  
FI-74510 IISALMI, FINLAND  
Tel +358 (0) 17 83 241  
Fax +358 (0) 17 823 606  
info@normet.fi www.normet.fi

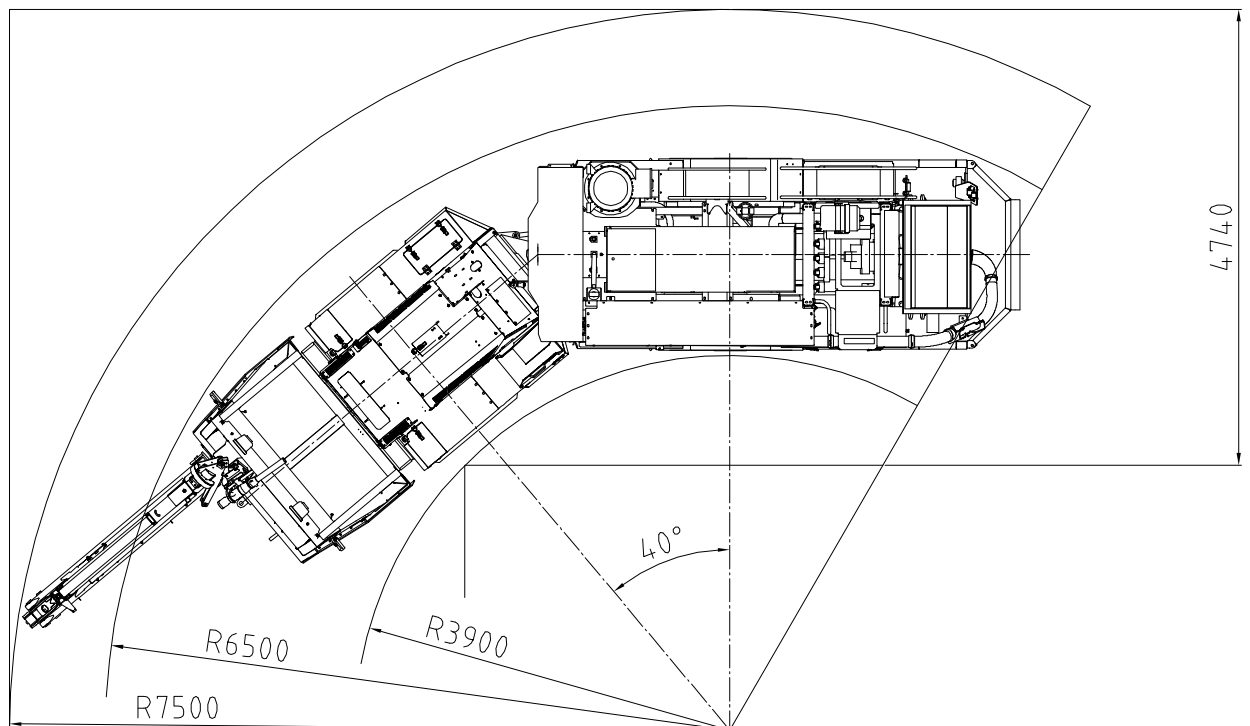
# Spraymec 1050 WPC

TI 1800045  
DATE 03.07.2012  
PAGE 2 / 4

Electro-Hydraulic Shotcreter



LEFT HANDED CONTROL PANEL



**ENGINE**

Deutz TCD2013 L4 2V  
 120 kW / 2300 rpm

**TRANSMISSION**

Dana powershift  
 3 speeds forward and reverse  
 4-wheel drive

**AXLES**

Planetary type  
 Engine end axle oscillation +/- 10°

**TYRES**

12.00 - 20 PR 20

**BRAKES**

**Service brake:** hydraulically powered dual-circuit oil immersed multidisc brakes in both axles

**Safety/Parking brake:** hydraulically released fail safe -type brake

**STEERING**

Hydraulic frame steering  
 Orbitrol type  
 Frame articulation +/- 40°  
 Oscillation +/- 10°

**HYDRAULICS**

Steering and boom  
 210 bar, 95 L/min/2200 rpm

**ELECTRICAL SYSTEM**

24 V negative ground  
 Battery 2 X 110 Ah  
 Alternator 80 A  
 Lights (2+2) x 70 W  
**Shotcreting operations:**  
 Working lights 3 x 500 W

**PERFORMANCE CURVE**

1st gear max. 5 km/h  
 2nd gear 10 km/h  
 3rd gear 25 km/h  
 Max. tractive effort 132 kN

**DIMENSIONS**

Length 11550 mm  
 Width 2000 mm  
 Height 2550 mm  
 Wheel base 3650 mm  
 Track 1650 mm  
 Ground clearance 350 mm

**TURNING RADIUS**

Outer 7500 mm  
 Inner 3900 mm

**WEIGHT**

Operating 15500 kg

**SPRAYING BOOM**

Boom rotation 270°  
 Boom lifting -20°...+75°  
 Boom folding -60°...+165°  
 Extension 2200 mm  
 Nozzle rotation 360°  
 Nozzle tilting 105°

**WET CONCRETE PUMP**

Electrically operated 4-30 m³/h

**ACCELERATOR PUMP**

Max. pressure 20 bar  
 Liquid flow 1...20 L/min

**ACCELERATOR TANK**

Volume 600 L

**COMPRESSOR**

Electrically powered  
 Capacity 10m³/min

**POWER PACK**

Electro-hydraulic 400V/50Hz 55 kW

**CABLE REEL**

Hydraulically driven 100 m

**HIGH PRESSURE WASHER**

Hydraulically operated  
 washing effect 180 bar/30 L/min  
 Max. input water temperature +70°C

**REMOTE CONTROL**

Cable 10 m

**WATER HOSE REEL**

Manual, 3/4" hose 30 m

**FORM OIL SYSTEM****DRIVER'S CABIN**

Open 1- man cabin. Non ROPS/FOPS (Optional ROPS/FOPS approved enclosed cabin enables CE-mark)

**OPTIONAL EQUIPMENT:**

690V/50 Hz electrics  
1000V/50 Hz electrics  
Enclosed cabin for Spraymec 1050 (ROPS/FOPS)  
Mercedes-Benz OM 904 LA 110 kW engine  
LED driving lights (4 + 2 pcs)  
LED working lights on cabin (2 + 2 pcs)  
Upgrade Nordozer 900 EH for open canopy models  
Upgrade Nordozer 900 EH for enclosed cabin with extra display  
SB 500 radio remote control  
Right hand side concrete line assembly  
Upgrade 12 cum compressor  
Hydraulic driven water hose reel

**ADDITIONAL EQUIPMENT:**

Soft start system for compressor, 400 V / 50 Hz  
Soft start system for compressor, 690 V / 50 Hz  
Rock wall washing system 460 bar / 50L  
Rock wall washing system 180 bar / 90 L  
Cabin heating (enclosed cabin)  
Air conditioning for 1050 (enclosed cabin)  
Fogmaker extinguishing system (manual)  
Fogmaker extinguishing system (automatic)  
Ansul extinguishing system (manual)  
Ansul extinguishing system (automatic)  
Tempus manually actuated (Non CE)  
Lubrication system for carrier, boom and pump (Lincoln)  
Fast fuel filling system: Wiggins  
1 extra hand held fire extinguisher (12 kg)  
1 extra rotating beacon amber  
1 extra rotating beacon red  
1 extra rotating beacon blue  
1 extra strobe light white  
Toolbox and maintenance tools  
Reversing camera  
Spare wheel  
Text labels in:  
Fin/Por/GB/Swe/Rus/Nor/Ger/Fra/Spa/Ita

**LTC SERVICES:****SPARE PARTS**

**Spare parts package A:** Available for 1000 h of use\*. Include periodical service, most common wearing parts and most critical safety parts.

**Spare parts package B:** Available for 3000 h of use\*. Include periodical service, most common wearing parts and most critical safety parts.

\* Recommendations are based on average hours - can vary a lot depending on work site conditions.

**TRAINING SERVICES**

Available before delivery, at start up and after delivery

**Product training:**

Operation and Maintenance  
NorSmart  
Foundation of electrics, hydraulics and mechanics  
Audit

**Process training:**

Concrete spraying  
Charging  
Process audit

**AUDIT SERVICES**

To improve performance of the machines  
To improve the performance of your processes  
To help improve the quality of maintenance operations

**SERVICE CONTRACTS**

Spare parts supply programmes  
Scheduled inspection programmes  
Supervision programmes  
Periodic maintenance programmes  
Machine usage programmes

**LINK ONE**

Link One electronic spare part manuals

**WARRANTY SERVICES**

Extended warranty